





COVID- 19 Respiratory Care Supply Hygiene

Recommendations March 26, 2020

Dear RQS patient, family member or caregiver: Due to COVID-19 Pandemic, there is a shortage of some supplies throughout the country. We are trying to maintain our company supplies for you, but we are limited to what is available nationally. Keeping this in mind, and out of an abundance of caution, RQS has researched the best way to help you utilize and clean your breathing device accessories to avoid a situation of in-home supply depletion. If at any time you have questions or concerns regarding these recommendations, please contact your Respiratory Therapist.







*****In most cases, using warm water and mild dish soap, like Dawn or equivalent for cleaning is appropriate*****

Supply / Accessory	Clean How Often?	How to Clean?	When to Change Out?
Mask cushions 	Once per day or as needed	Remove cushion. Wash and rinse with water and let air dry. Do not use alcohol or alcohol based products such as hand sanitizer.	No schedule for changing out at this time. Change out if ripped or torn. Leaks will be more common if cushions are dirty. Keep clean for better seal.
Headgear 	Once a week	Hand wash with mild soap and water and let air dry.	No real schedule for changing out. Only change if unable to clean and fabric stretches or tears and creates an improper fit.
Tubing 	Once a week	In a clean basin, let the tubing soak in warm soapy water for a couple of minutes. Swish the soapy water through the circuit and rinse with clean water. Hang to air dry	Change out if tubing is torn or visibly soiled and unable to clean effectively.
Bacteria Filters 	Do not clean	Do not clean	Only change out when the filter is discolored (gray or brownish).

COVID-19 is a global pandemic, putting clinicians and patients in an unprecedented situation with regards to limited respiratory supplies nationally. This document has been drafted and released to provide patients and caregivers recommendations based on best practices and available research at the time to lengthen how long respiratory equipment may be used.

COVID- 19 Respiratory Care Supply Hygiene




Recommendations March 26, 2020

<p>Gray pollen filter in the back of the breathing device.</p> 	Once a week	Dust off the filter by “flicking” the filter with your finger. If overly soiled, rinse with warm water and let air dry.	Only change out if torn
<p>Blue reusable filter for the DreamStation device</p> 	Once a week	Dust off the filter then rinse and let air dry.	Only change out if torn
<p>Clear water chamber / canister for breathing device</p> 	Once a week	You can use one-part vinegar to one-part water and let sit for 10 minutes. Discard liquid, rinse and let it air dry.	These can last several months if properly maintained and cleaned.
<p>Suction tubing</p> 	After every use	Rinse by suctioning clean water or half used saline bullets if available.	If possible, change out once per week or even longer if not overly soiled.
	Once a day	Rinse by suctioning mouth wash for a more thorough clean.	
<p>Yankauer</p> 	After every use	While still attached to tubing, rinse by suctioning clean water or half used saline bullets if available. You may wipe the outside of the wand with alcohol prep pads (70% isopropyl alcohol).	If possible, change out once per week or even longer if not overly soiled or cracked.
	Once a day	While still attached to tubing, rinse by suctioning mouth wash for a more thorough clean.	
<p>Suction canister</p> 	Once a day or as needed	Dump out contents, rinse out and hand wash with mild soap and water. Let air dry	If possible, change out once per month or longer if not overly soiled or cracked.

COVID-19 is a global pandemic, putting clinicians and patients in an unprecedented situation with regards to limited respiratory supplies nationally. This document has been drafted and released to provide patients and caregivers recommendations based on best practices and available research at the time to lengthen how long respiratory equipment may be used.

COVID- 19 Respiratory Care Supply Hygiene

Recommendations March 26, 2020

<p>In-Line Suction Catheter Kit</p> 	<p>After every use</p>	<p>Rinse by suctioning saline bullets or half used saline bullets if available.</p>	<p>If possible, change out once per month.</p>
<p>Disposable Inner Cannulas for tracheostomy</p> 	<p>At this time, do not clean</p>	<p>At this time, do not clean</p>	<p>At this time, the recommendation is to change out the inner cannula once per day.</p>
<p>Heated-wire circuits (for trach pts)</p> 	<p>Do not attempt to clean.</p>	<p>Do not attempt to clean.</p>	<p>Usually, these are changed out once per month. If not overly soiled or discolored, try to push this out to 6 weeks or more.</p>

COVID-19 is a global pandemic, putting clinicians and patients in an unprecedented situation with regards to limited respiratory supplies nationally. This document has been drafted and released to provide patients and caregivers recommendations based on best practices and available research at the time to lengthen how long respiratory equipment may be used.

COVID- 19 Respiratory Care Supply Hygiene

Recommendations March 26, 2020

COVID-19 is a global pandemic, putting clinicians and patients in an unprecedented situation with regards to limited respiratory supplies nationally. This document has been drafted and released to provide patients and caregivers recommendations based on best practices and available research at the time to lengthen how long respiratory equipment may be used.